



# MODEL 5A **Hb**<sup>HEAVY DUTY</sup> SPECIFICATION

## 1.0 General Specifications

There shall be furnished one (1) one only Grind Hog™ Model 5A **HEAVY DUTY** Comminutor as manufactured by G.E.T. Industries Inc. with rotation in a counter-clockwise direction.

## 1.1 Design Criteria

The comminutor shall be designed to handle the flows indicated below, within the head loss noted.

- a) hydraulic capacity 130 GPM
- b) satisfactory operation shall occur under conditions of zero flow
- c) head loss at peak flow shall not exceed 8 inches (203 mm)
- d) design shall be such that the flow enters the size reduction and screening device horizontally and exists vertically downward to facilitate the flushing of solids

## 1.2 Rotating Drum Screen

- a) heavy-duty Cast Ductile Iron ASTM 536, grade 60-45-18

## 1.3 Cutting Elements

- a) replaceable shear bars constructed of high-quality A2 tool-steel shall be attached to the rotating drum. Each shear bar shall be machined from solid bar stock, surface ground to establish exact tolerance
- b) stationary cutting bar shall be of high-quality 01 tool steel hardened to a minimum of 56 Rockwell C, and shall be reversible, allowing for four (4) sets of cutting edges prior to sharpening or replacement
- c) all submerged fasteners shall be of stainless steel

## 1.4 Flanged Body

- a) the body of the comminutor shall be of high quality cast iron and so designed to allow free unobstructed flow of influent through the unit. A Neoprene "O" Ring shall seal the chamber, allowing for operation under conditions of abnormally high head
- b) the inlet flange shall be 6" (152 mm)

## 1.5 Motor

TEFC 1 Hp. Motor suited to outdoor weatherproof service (IP55) on \_\_\_ volt, \_\_\_ phase, \_\_\_ cycle service. Close-coupled

## 1.6 Drive Arrangement

- a) the motor shall be close-coupled to a speed reducer drive, a heavy duty planetary gear of the totally enclosed non-vented type suitable for total submergence during emergencies
- b) double seals on the output shaft shall ensure flood-proof operation through a reduction ratio of 35:1

---

**G.E.T. INDUSTRIES INC.**

Toll Free: 877-213-7418 Email: [get@grindhog.com](mailto:get@grindhog.com) Web: [www.grindhog.com](http://www.grindhog.com)

# SPECIFICATION cont'd...

---



- c) the cycloidal reducer shall be capable of withstanding shock loads to 500% of its mechanical rating of 4.27 Hp. and be warranted for two (2) years
- d) the drive shall have a minimum full load efficiency of 90% and be pre-lubricated with grease, requiring routine maintenance every 500 to 1,000 hours

## OPTIONAL INSTALLATION ARRANGEMENTS

### **A) Auto-Coupling Slide Rail System - Wet Well**

- a) each Grind Hog™ shall be equipped with a Slide Rail System allowing for removal without entering the wet well
- b) a stationary PVC Overflow Coupling Box shall be flange mounted to the gravity sewer pipe as shown on the drawings. An open top will allow for overflow in the event of a disruption in service
- c) Wall Mounted Support Brackets shall be 304 stainless steel and shall be attached to the wet well wall
- d) Guide Rails shall be of 304 stainless steel pipe, 1.5" in diameter, and shall be of adequate length as shown on the drawings
- e) all anchorage hardware shall be of stainless steel, supplied by the contractor

### **B) Auto-Coupling Slide Rail System - Chamber**

- a) each Grind Hog™ shall be equipped with a Slide Rail System allowing for removal without entering the manhole
- b) a stationary PVC Overflow Coupling Box shall be flange mounted to the gravity sewer pipe as shown on the drawings. An open top will allow for overflow in the event of a disruption in service

....alternatively....

a stationary galvanized steel Overflow Bar Screen and influent trough shall be mounted under the gravity sewer pipe as shown on the drawing. Stainless steel support brackets and hardware shall be provided

- c) supports brackets shall be of stainless steel and shall be mounted to the:
  - \* Manhole Wall - PVC Overflow option
  - \* Manhole Floor - Overflow Bar Screen Option
- d) Guide Rail Supports shall be 304 stainless steel pipe. 1.5" diameter, and of adequate length as shown on the drawing
- e) all anchorage hardware shall be of stainless steel, supplied by the contractor


### **C) Trash Basket - Optional**

- a) a Trash Basket compatible with the Slide Rail System shall be provided, allowing for continued screening during comminutor maintenance. Materials of construction are:
  - \* 10 Gauge Aluminum
  - \* 2" (51 mm) holes on 3" (76 mm) centers

---

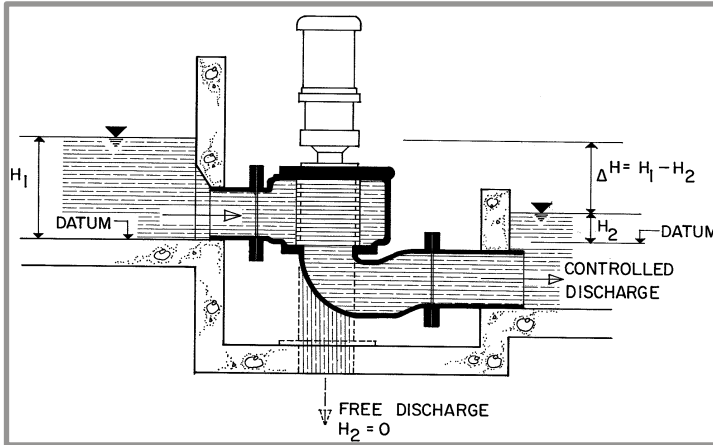
**G.E.T. INDUSTRIES INC.**

Toll Free: 877-213-7418 Email: [get@grindhog.com](mailto:get@grindhog.com) Web: [www.grindhog.com](http://www.grindhog.com)



# Grind Hog™

## HYDRAULIC DATA SHEET PIPE MOUNTED MODEL 5



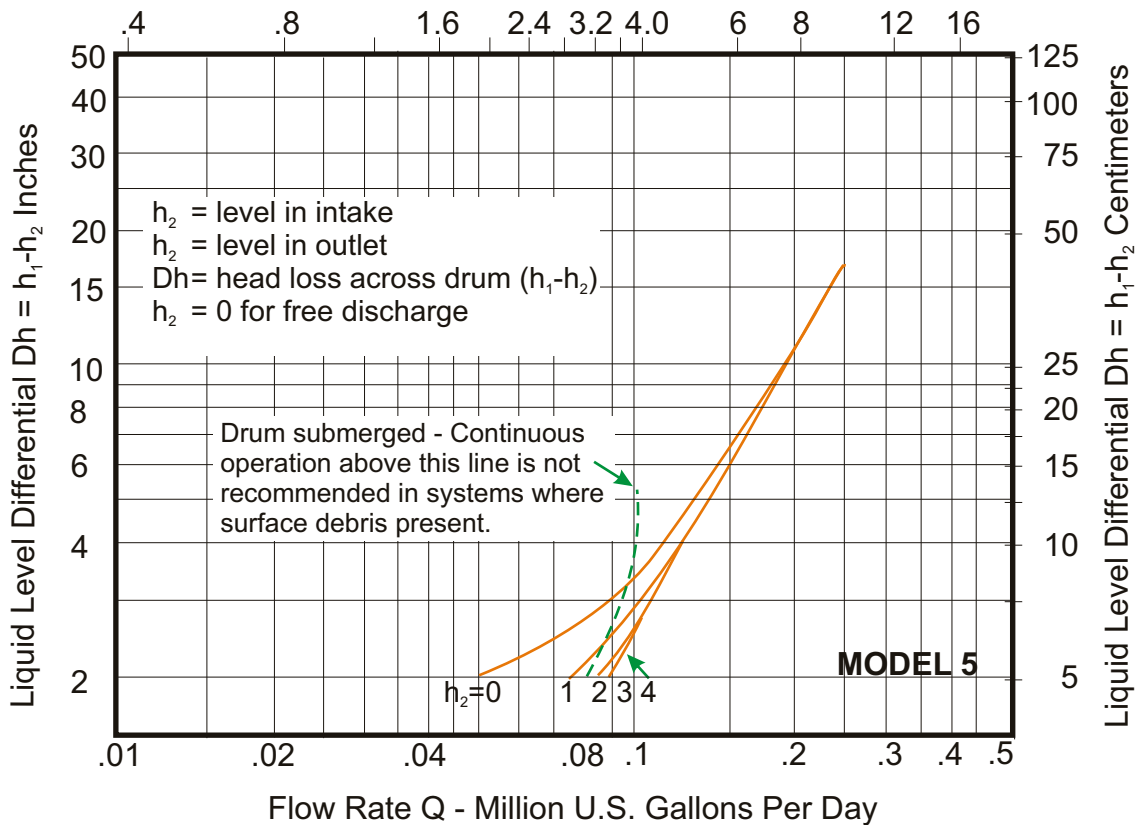
### GENERAL DATA

<b>Capacity</b>	0-130 GPM (US)	0-8.2L/s
<b>Drum Diam.</b>	5.3 in	13.5 cm
<b>Inlet Area</b>	13 in <sup>2</sup>	83.9 cm <sup>2</sup>
<b>Outlet Area</b>	8 in <sup>2</sup>	51.6 cm <sup>2</sup>
<b>Slot Width</b>	0.470 in	12 mm

**MODEL 5A** - FREE DISCHARGE  
**MODEL 5B** - CONTROLLED DISCHARGE WITH  
 CAST IRON RETURN BEND  
 PVC RETURN BEND

### HYDRAULIC PERFORMANCE CURVE

Flow Rate Q - Cubic Meters Per Day x 10<sup>2</sup>



G.E.T. Industries Inc.

Toll Free: (877) 213-7418

E-mail: [get@grindhog.com](mailto:get@grindhog.com) ♦ Web: [www.grindhog.com](http://www.grindhog.com)



# PIPE MOUNTED MODEL 5 cont'd...

## DESIGN FEATURES

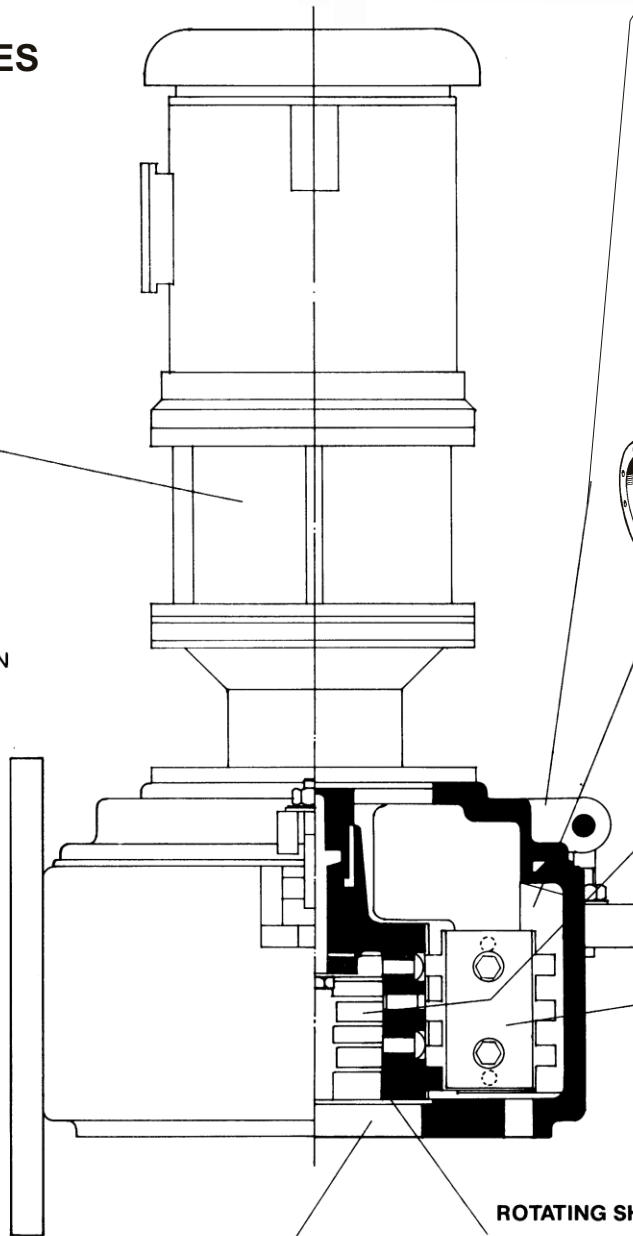
### SM-CYCLO® SPEED REDUCERS

- HIGHEST OVERLOAD CAPACITY FOR FREQUENT STOP-START AND SEVERE REVERSING
- RELIABLE, MAINTENANCE-FREE SERVICE
- SMOOTH, SILENT OPERATION
- EXCEPTIONAL LIFE

Torque transmitting parts roll, don't grind. There is no sliding friction, so output torque/input horsepower efficiency approaches 95%.

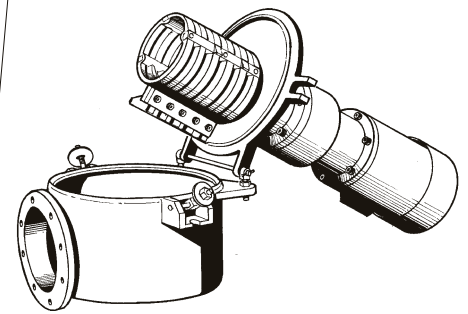
### SUBMERGED FASTENERS OF STAINLESS STEEL

### HEAVY DUTY CAST IRON CONSTRUCTION



### HINGED MECHANISM

- EASE OF INSPECTION
- RELEASE EYE-BOLTS SECURING COVER AND SWING CUTTING MECHANISM CLEAR OF CASING FOR INSPECTION AND MAINTENANCE



### SEALED CHAMBER

- NEOPRENE "O" RING SEAL ALLOWS FOR SURCHARGED OPERATION

### CAST DUCTILE IRON SEWAGE SCREEN

- LONG LIFE UNDER ABRASIVE CONDITIONS

### STATIONARY CUTTING BAR

- REVERSIBLE-SPARE STANDARD EQUIPMENT
- A2 HIGH QUALITY TOOL STEEL
- HIGH RESISTANCE TO WEAR

### ROTATING SHEAR BAR ASSEMBLY

- MACHINED FROM SOLID BARSTOCK
- PRECISE TOLERANCES MAINTAINED.


### DISCHARGE OPTIONS

- FREE DISCHARGE TO TANK OR WET WELL
- CONTROLLED DISCHARGE — CAST IRON OR PVC RETURN BEND

G.E.T. Industries Inc.

Toll Free: (877) 213-7418

E-mail: [get@grindhog.com](mailto:get@grindhog.com) ♦ Web: [www.grindhog.com](http://www.grindhog.com)



**Grind Hog™**

# MECHANICAL DETAIL

